

K I N G



DT2024224-V1

kingliving.com

King Cloud Premiere

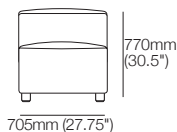
King Cloud Premiere

General Components

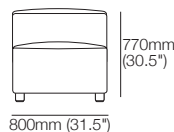
Recliner Modules

Front View shown without Arms

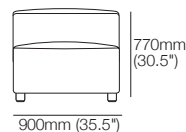
700R Module



800R Module

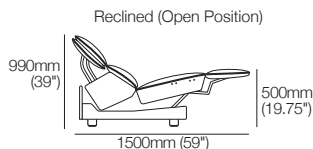
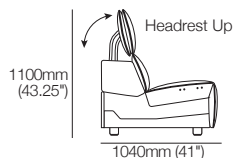
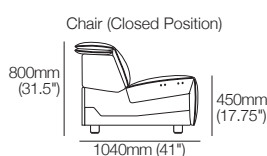


900R Module



Modules 700R | 800R | 900R

Side View shown without Arms

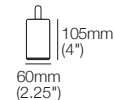


Legs

Leg (Standard)

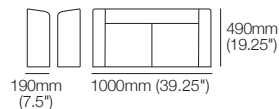


Leg-High



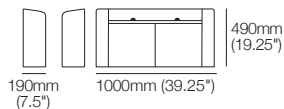
Arms Compact LH | RH

Front | Side View
Leather Detail



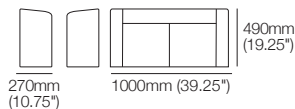
Arm Compact SMART LH | RH

For SMART Accessories: Lights | Tables
Front | Side View
Leather Detail | SMART Locations



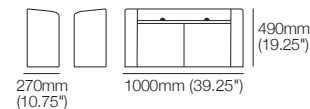
Arm Wide LH | RH

Front | Side View
Leather Detail



Arm Wide SMART LH | RH

For SMART Accessories: Lights | Tables
Front | Side View
Leather Detail | SMART Locations



Information Published February 2026. King Cloud Premiere uses TouchGlide Technology. The weight limit for the recliner mechanism is 130kg (286.5lb). The weight limit for the footrest is 15kg (33lb). Maximum allowable subwoofer dimensions: Height 415mm (16.5"), Width 220mm (8.75"), Depth 640mm (25.25"). **IMPORTANT: SAFE USE INSTRUCTIONS:** Always fully retract the footrest before sitting down or getting up. Do not enter or exit the seat while reclined or by sliding over an open footrest. Only operate the reclining function while seated. Do not sit, stand or apply excessive pressure to an open footrest. Failure to follow these instructions may result in damage to the mechanism or cause the sofa to tip forward. The recliner includes a built-in safety tipping point designed to protect the mechanism under excessive load. Damage caused by improper use is not covered under warranty. King Living has a policy of continuous improvement; product specifications may change without prior notice. Images and drawings are representative only. Accessories not included unless stated.

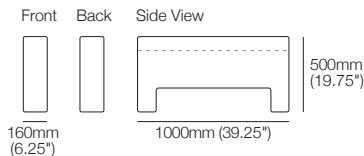
King Cloud Premiere

Media Components

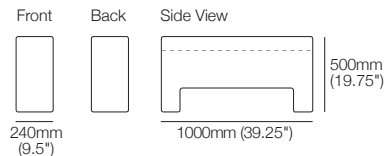
Media Consoles

For in between modules

Media Console Compact

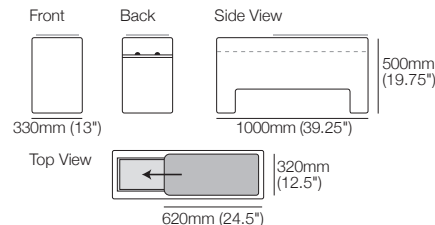


Media Console Wide



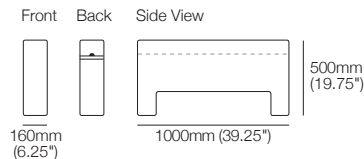
Media Console Storage XW SMART (Extra Wide)

SMART Pocket (rear) for SMART Accessories:
Brackets | Lights | Tables | Wireless Device Charging
Storage: **W** 220mm (8.75") x **L** 832mm (32.75") x **H** 440mm (17.25")



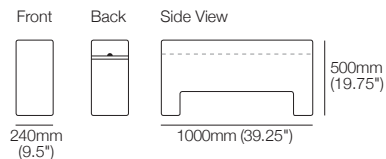
Media Console Compact SMART

SMART Pockets (rear)
For SMART Accessories: Lights | Tables



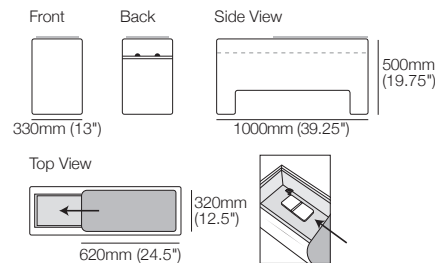
Media Console Wide SMART

SMART Pockets (rear)
For SMART Accessories: Lights | Tables



Media Console Storage XW SMART Charge (Extra Wide)

SMART Pocket (rear) for SMART Accessories:
Brackets | Lights | Tables | Wireless Device Charging
Storage: **W** 220mm (8.75") x **L** 832mm (32.75") x **H** 440mm (17.25")



Information Published February 2026. King Cloud Premiere uses TouchGlide Technology. The weight limit for the recliner mechanism is 130kg (286.5lb). The weight limit for the footrest is 15kg (33lb). Maximum allowable subwoofer dimensions: Height 415mm (16.5"), Width 220mm (8.75"), Depth 640mm (25.25"). **IMPORTANT: SAFE USE INSTRUCTIONS:** Always fully retract the footrest before sitting down or getting up. Do not enter or exit the seat while reclined or by sliding over an open footrest. Only operate the reclining function while seated. Do not sit, stand or apply excessive pressure to an open footrest. Failure to follow these instructions may result in damage to the mechanism or cause the sofa to tip forward. The recliner includes a built-in safety tipping point designed to protect the mechanism under excessive load. Damage caused by improper use is not covered under warranty. King Living has a policy of continuous improvement; product specifications may change without prior notice. Images and drawings are representative only. Accessories not included unless stated.

King Cloud Premiere

Media Components | SMART Pocket Accessories

Media Consoles: Wedge

For in between modules

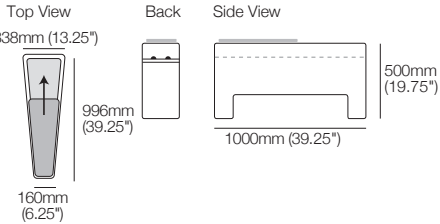
Media Console Wedge S Compact SMART

SMART Pocket (rear) for SMART Accessories:

Brackets | Lights | Tables | Wireless Device Charging

Storage:

W 220mm/50mm (8.75"/2") x L 832mm (32.75") x H 440mm (17.25")



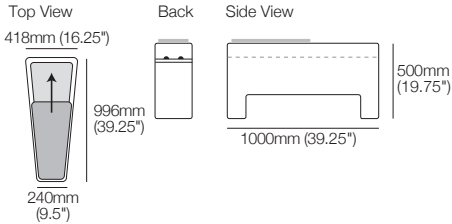
Media Console Wedge S Wide SMART

SMART Pocket (rear) for SMART Accessories:

Brackets | Lights | Tables | Wireless Device Charging

Storage:

W 300mm/130mm (11.75"/5") x L 832mm (32.75") x H 440mm (17.25")



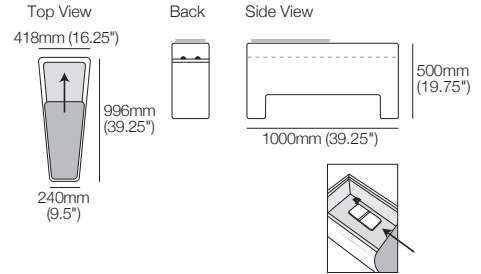
Media Console Wedge S Wide SMART Charge

SMART Pocket (rear) for SMART Accessories:

Brackets | Lights | Tables | Wireless Device Charging

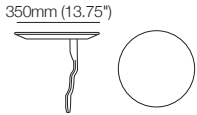
Storage:

W 300mm/130mm (11.75"/5") x L 832mm (32.75") x H 440mm (17.25")

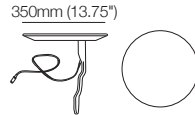


Optional SMART Pocket Accessories

Table 350 Round



Charge Table 350 Round

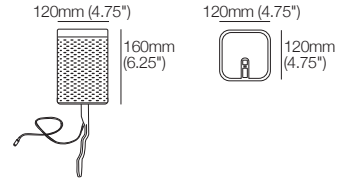


King Sofa Light LED



SONOS Bracket

Compatible with:
SONOS Play 1; SONOS One; SONOS One SL



Information Published February 2026. King Cloud Premiere uses TouchGlide Technology. The weight limit for the recliner mechanism is 130kg (286.5lb). The weight limit for the footrest is 15kg (33lb). Maximum allowable subwoofer dimensions: Height 415mm (16.5"), Width 220mm (8.75"), Depth 640mm (25.25"). **IMPORTANT: SAFE USE INSTRUCTIONS:** Always fully retract the footrest before sitting down or getting up. Do not enter or exit the seat while reclined or by sliding over an open footrest. Only operate the reclining function while seated. Do not sit, stand or apply excessive pressure to an open footrest. Failure to follow these instructions may result in damage to the mechanism or cause the sofa to tip forward. The recliner includes a built-in safety tipping point designed to protect the mechanism under excessive load. Damage caused by improper use is not covered under warranty. King Living has a policy of continuous improvement; product specifications may change without prior notice. Images and drawings are representative only. Accessories not included unless stated.

K I N G



DT202/224-V1

kingliving.com

King Cloud Premiere Packages

King Cloud Premiere

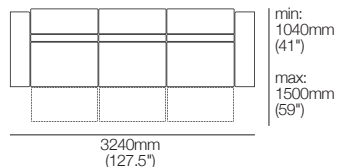
3-Seaters

Dimensions | Configurations: Modules

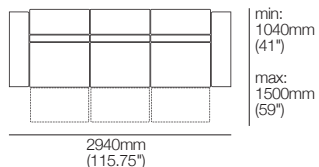
RW (Recliner + Wide Arms) | **RC** (Recliner + Compact Arms) | **SMART** (SMART Arms compatible with SMART Accessories: Brackets | Lights | Tables)

XW (Extra Wide) | Configurations | Dimensions | Drawings shown with SMART components

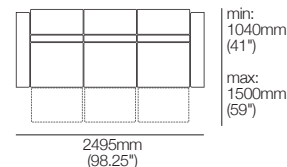
King Cloud Premiere 3 Seater TouchGlide Recliner
with Extra Wide Seats and Wide Arms 3240mm W
| 3 STR 900RW



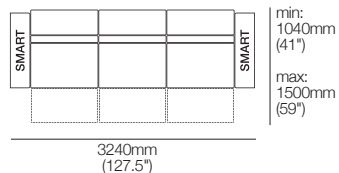
King Cloud Premiere 3 Seater TouchGlide Recliner
with Wide Seats and Wide Arms 2940mm W
| 3 STR 800RW



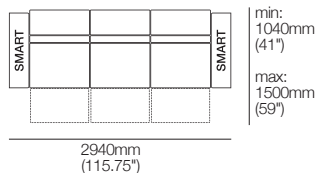
King Cloud Premiere 3 Seater TouchGlide Recliner
with Compact Arms 2495mm W
| 3 STR 700RC



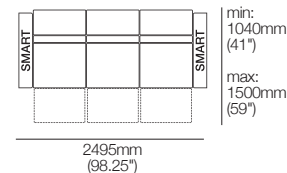
King Cloud Premiere 3 Seater TouchGlide Recliner
with Extra Wide Seats and Wide SMART Pockets® 3240mm W
| 3 STR 900RW SMART



King Cloud Premiere 3 Seater TouchGlide Recliner
with Wide Seats and Wide SMART Pockets® 2940mm W
| 3 STR 800RW SMART



King Cloud Premiere 3 Seater TouchGlide Recliner
with Compact SMART Pockets® 2495mm W
| 3 STR 700RC SMART



Information Published February 2026. King Cloud Premiere uses TouchGlide Technology. The weight limit for the recliner mechanism is 130kg (286.5lb). The weight limit for the footrest is 15kg (33lb). Maximum allowable subwoofer dimensions: Height 415mm (16.5"), Width 220mm (8.75"), Depth 640mm (25.25"). **IMPORTANT: SAFE USE INSTRUCTIONS:** Always fully retract the footrest before sitting down or getting up. Do not enter or exit the seat while reclined or by sliding over an open footrest. Only operate the reclining function while seated. Do not sit, stand or apply excessive pressure to an open footrest. Failure to follow these instructions may result in damage to the mechanism or cause the sofa to tip forward. The recliner includes a built-in safety tipping point designed to protect the mechanism under excessive load. Damage caused by improper use is not covered under warranty. King Living has a policy of continuous improvement; product specifications may change without prior notice. Images and drawings are representative only. Accessories not included unless stated.

King Cloud Premiere

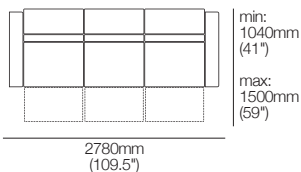
3-Seaters

Dimensions | Configurations: Modules

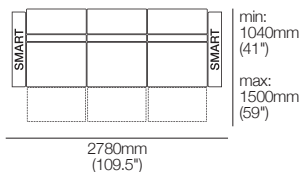
RW (Recliner + Wide Arms) | **RC** (Recliner + Compact Arms) | **SMART** (SMART Arms compatible with SMART Accessories: Brackets | Lights | Tables)

XW (Extra Wide) | Configurations | Dimensions | Drawings shown with SMART components

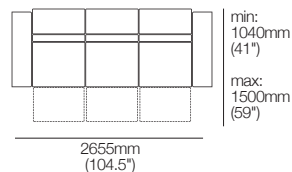
3 Seater TouchGlide Recliner with Wide Seat and Compact Arms 2780mm W | 3 STR 800RC



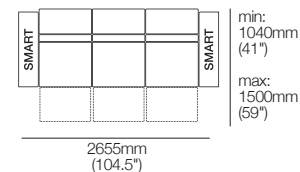
3 Seater TouchGlide Recliner with Wide Seat and Compact SMART Arms 2780mm W | 3 STR 800RC SMART



King Cloud Premiere 3 Seater TouchGlide Recliner with Wide Arms 2655mm W | 3 STR 700RW



King Cloud Premiere 3 Seater TouchGlide Recliner with Wide SMART Pockets 2655mm W | 3 STR 700RW Smart



Information Published February 2026. King Cloud Premiere uses TouchGlide Technology. The weight limit for the recliner mechanism is 130kg (286.5lb). The weight limit for the footrest is 15kg (33lb). Maximum allowable subwoofer dimensions: Height 415mm (16.5"), Width 220mm (8.75"), Depth 640mm (25.25"). **IMPORTANT: SAFE USE INSTRUCTIONS:** Always fully retract the footrest before sitting down or getting up. Do not enter or exit the seat while reclined or by sliding over an open footrest. Only operate the reclining function while seated. Do not sit, stand or apply excessive pressure to an open footrest. Failure to follow these instructions may result in damage to the mechanism or cause the sofa to tip forward. The recliner includes a built-in safety tipping point designed to protect the mechanism under excessive load. Damage caused by improper use is not covered under warranty. King Living has a policy of continuous improvement; product specifications may change without prior notice. Images and drawings are representative only. Accessories not included unless stated.

King Cloud Premiere

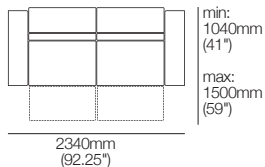
2.5-Seaters | 2-Seaters

Dimensions | Configurations: Modules

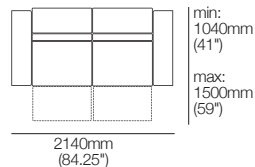
RW (Recliner + Wide Arms) | **RC** (Recliner + Compact Arms) | **SMART** (SMART Arms compatible with SMART Accessories: Brackets | Lights | Tables)

XW (Extra Wide) | Configurations | Dimensions | Drawings shown with SMART components

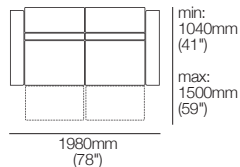
King Cloud Premiere 2.5 Seater
TouchGlide Recliner with Wide Seats
and Wide Arms 2340mm W
| 2.5 STR 900RW



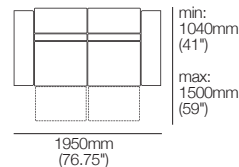
King Cloud Premiere 2 Seater
TouchGlide Recliner with
Wide Seats and Wide Arms
2140mm W | 2 STR 800RW



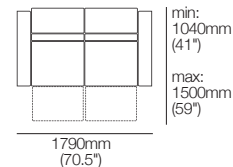
King Cloud Premiere 2 Seater
TouchGlide Recliner with
Wide Seats and Compact Arms
1980mm W | 2 STR 800RC



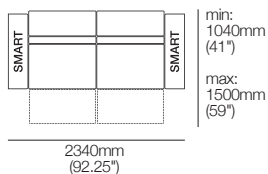
King Cloud Premiere 2 Seater
TouchGlide Recliner with
Wide Arms 1950mm W
| 2 STR 700RW



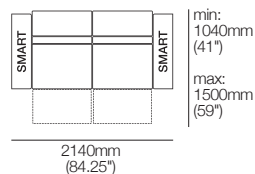
King Cloud Premiere 2 Seater
TouchGlide Recliner with
Compact Arms 1790mm W
| 2 STR 700RC



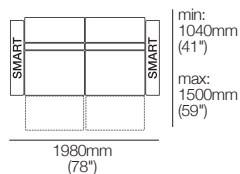
King Cloud Premiere 2.5 Seater
TouchGlide Recliner with Wide Seats
and Wide SMART Pockets 2340mm W
| 2.5 STR 900RW SMART



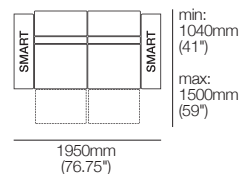
King Cloud Premiere 2 Seater
TouchGlide Recliner with Wide Seats
and Wide SMART Pockets
2140mm W | 2 STR 800RW SMART



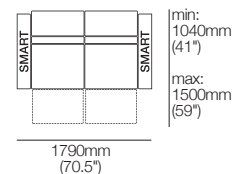
King Cloud Premiere 2 Seater
TouchGlide Recliner with Wide Seats
and Compact SMART Pockets
1980mm W | 2 STR 800RC SMART



King Cloud Premiere 2 Seater
TouchGlide Recliner with
Wide SMART Pockets 1950mm W
| 2 STR 700RW SMART



King Cloud Premiere 2 Seater
TouchGlide Recliner with
Compact SMART Pockets
1790mm W | 2 STR 700RC SMART



Information Published February 2026. King Cloud Premiere uses TouchGlide Technology. The weight limit for the recliner mechanism is 130kg (286.5lb). The weight limit for the footrest is 15kg (33lb). Maximum allowable subwoofer dimensions: Height 415mm (16.5"), Width 220mm (8.75"), Depth 640mm (25.25"). **IMPORTANT: SAFE USE INSTRUCTIONS:** Always fully retract the footrest before sitting down or getting up. Do not enter or exit the seat while reclined or by sliding over an open footrest. Only operate the reclining function while seated. Do not sit, stand or apply excessive pressure to an open footrest. Failure to follow these instructions may result in damage to the mechanism or cause the sofa to tip forward. The recliner includes a built-in safety tipping point designed to protect the mechanism under excessive load. Damage caused by improper use is not covered under warranty. King Living has a policy of continuous improvement; product specifications may change without prior notice. Images and drawings are representative only. Accessories not included unless stated.

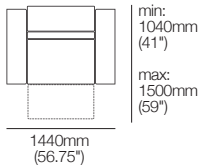
King Cloud Premiere

Armchairs

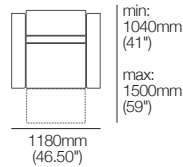
Dimensions | Configurations: Armchairs

RW (Recliner + Wide Arms) | **RC** (Recliner + Compact Arms) | **SMART** (SMART Arms compatible with SMART Accessories: Brackets | Lights | Tables)

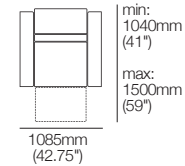
King Cloud Premiere TouchGlide Recliner Armchair
with Extra Wide Seat and Wide Arms 1440mm W
| Armchair 900RW



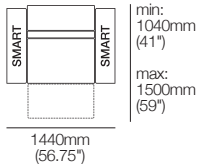
King Cloud Premiere TouchGlide Recliner Armchair
with Wide Seat and Compact Arms 1180mm W
| Armchair 800RC



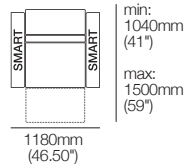
King Cloud Premiere TouchGlide Recliner Armchair
with Compact Arms 1085mm W
| Armchair 700RC



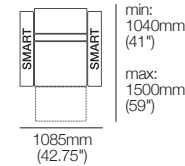
King Cloud Premiere TouchGlide Recliner Armchair
with Extra Wide Seat and Wide SMART Pockets 1440mm W
| Armchair 900RW SMART



King Cloud Premiere TouchGlide Recliner Armchair
with Wide Seat and Compact SMART Pockets 1180mm W
| Armchair 800RC SMART



King Cloud Premiere TouchGlide Recliner Armchair
with Compact SMART Pockets 1085mm W
| Armchair 700RC SMART



Information Published February 2026. King Cloud Premiere uses TouchGlide Technology. The weight limit for the recliner mechanism is 130kg (286.5lb). The weight limit for the footrest is 15kg (33lb). Maximum allowable subwoofer dimensions: Height 415mm (16.5"), Width 220mm (8.75"), Depth 640mm (25.25"). **IMPORTANT: SAFE USE INSTRUCTIONS:** Always fully retract the footrest before sitting down or getting up. Do not enter or exit the seat while reclined or by sliding over an open footrest. Only operate the reclining function while seated. Do not sit, stand or apply excessive pressure to an open footrest. Failure to follow these instructions may result in damage to the mechanism or cause the sofa to tip forward. The recliner includes a built-in safety tipping point designed to protect the mechanism under excessive load. Damage caused by improper use is not covered under warranty. King Living has a policy of continuous improvement; product specifications may change without prior notice. Images and drawings are representative only. Accessories not included unless stated.

King Cloud Premiere

Modules + Media Consoles | General Dimensions

Dimensions | Configurations: Modules + Media Consoles (MC or MC Wedge)

RW (Recliner + Wide Arms) | **RC** (Recliner + Compact Arms) | **SMART** (SMART Arms compatible with SMART Accessories: Brackets | Lights | Tables) | **CHARGE** (Wireless Device Charging)

XW (Extra Wide) | Configurations | Dimensions | Media Console shown with CHARGE option

2.5 Seater 900RW + Media

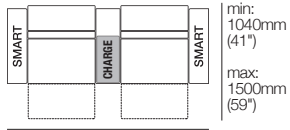
2x 900R, 2x ArmWide,
1x MC Storage XW SMART

2.5STR 900RW + Media SMART

2x 900R, 2x ArmWide SMART,
1x MC Storage XW SMART

2.5 Seater 900RW + Media SMART Charge

2x 900R, 2x ArmWide SMART,
1x MC Storage XW SMART Charge



2670mm (105.25")

2 Seater 800RW + Media

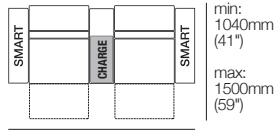
2x 800R, 2x ArmWide,
1x MC Storage XW SMART

2 Seater 800RW + Media SMART

2x 800R, 2x ArmWide SMART,
1x MC Storage XW SMART

2 Seater 800RW + Media SMART Charge

2x 800R, 2x ArmWide SMART,
1x MC Storage XW SMART Charge



2470mm (97.25")

2 Seater 700RW + Media Console

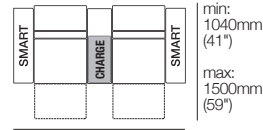
2x 700R, 2x ArmWide,
1x MC Storage XW SMART

2 Seater 700RW Media SMART

2x 700R, 2x ArmWide SMART,
1x Media Console Storage XW SMART

2 Seater 700RW Media SMART Charge

2x 700R, 2x ArmWide SMART,
1x MC Storage XW SMART Charge



2280mm (89.75")

2 Seater 700RC Media

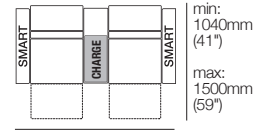
2x 700R, 2x ArmCompact,
1x MC Storage XW SMART

2 Seater 700RC Media SMART

2x 700R, 2x ArmCompact SMART,
1x Media Console Storage XW SMART

2 Seater 700RC Media SMART CHARGE

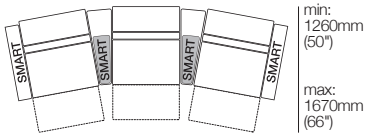
2x 700R, 2x ArmCompact SMART,
1x MC Storage XW SMART Charge



2120mm (83.50")

3 Seater 900RC + MC Wedge Storage SMART

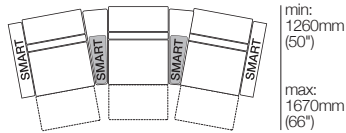
3x 900R, 2x ArmCompact SMART,
2x MC Wedge Storage Compact SMART



3730mm (147")

3 Seater 800RC + MC Wedge Storage SMART

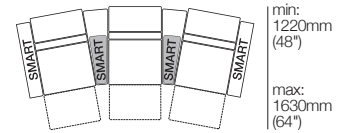
3x 800R, 2x ArmCompact SMART,
2x MC Wedge Storage Compact SMART



3430mm (135")

3 Seater 700RC + MC Wedge Storage SMART

3x 700R, 2x ArmCompact SMART,
2x MC Wedge Storage Compact SMART



3150mm (124")

Information Published February 2026. King Cloud Premiere uses TouchGlide Technology. The weight limit for the recliner mechanism is 130kg (286.5lb). The weight limit for the footrest is 15kg (33lb). Maximum allowable subwoofer dimensions: Height 415mm (16.5"), Width 220mm (8.75"), Depth 640mm (25.25"). **IMPORTANT: SAFE USE INSTRUCTIONS:** Always fully retract the footrest before sitting down or getting up. Do not enter or exit the seat while reclined or by sliding over an open footrest. Only operate the reclining function while seated. Do not sit, stand or apply excessive pressure to an open footrest. Failure to follow these instructions may result in damage to the mechanism or cause the sofa to tip forward. The recliner includes a built-in safety tipping point designed to protect the mechanism under excessive load. Damage caused by improper use is not covered under warranty. King Living has a policy of continuous improvement; product specifications may change without prior notice. Images and drawings are representative only. Accessories not included unless stated.

King Cloud Premiere

Modules + Media Consoles | General Dimensions

Dimensions | Configurations: Modules + Media Consoles (MC or MC Wedge)

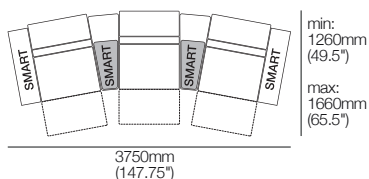
RW (Recliner + Wide Arms) | **RC** (Recliner + Compact Arms) | **SMART** (SMART Arms compatible with SMART Accessories: Brackets | Lights | Tables) | **CHARGE** (Wireless Device Charging)

XW (Extra Wide) | Configurations | Dimensions | Media Console shown with CHARGE option

3 Seater 800RW + Media Wedge Wide SMART

3x 800R, 2x ArmWide SMART,

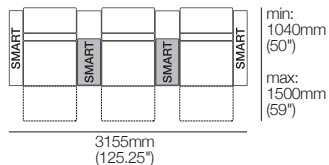
2x MC Wedge Wide SMART



3 Seater 700RC + Media Console Storage XW SMART

3x 700RC, 2x ArmCompact SMART,

2x MC Media Console Storage XW SMART



Information Published February 2026. King Cloud Premiere uses TouchGlide Technology. The weight limit for the recliner mechanism is 130kg (286.5lb). The weight limit for the footrest is 15kg (33lb). Maximum allowable subwoofer dimensions: Height 415mm (16.5"), Width 220mm (8.75"), Depth 640mm (25.25"). **IMPORTANT: SAFE USE INSTRUCTIONS:** Always fully retract the footrest before sitting down or getting up. Do not enter or exit the seat while reclined or by sliding over an open footrest. Only operate the reclining function while seated. Do not sit, stand or apply excessive pressure to an open footrest. Failure to follow these instructions may result in damage to the mechanism or cause the sofa to tip forward. The recliner includes a built-in safety tipping point designed to protect the mechanism under excessive load. Damage caused by improper use is not covered under warranty. King Living has a policy of continuous improvement; product specifications may change without prior notice. Images and drawings are representative only. Accessories not included unless stated.