

K I N G



DT2021238-SG-V1

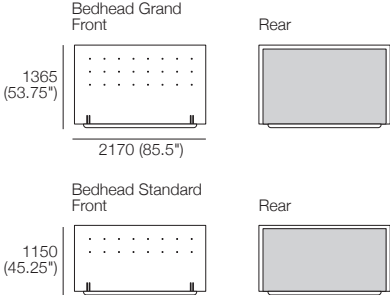
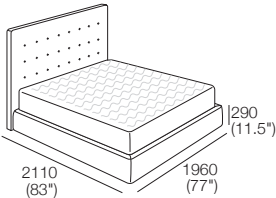
kingliving.com

Serenade Soft Storage Bed

Serenade Soft Storage Bed

King-SG

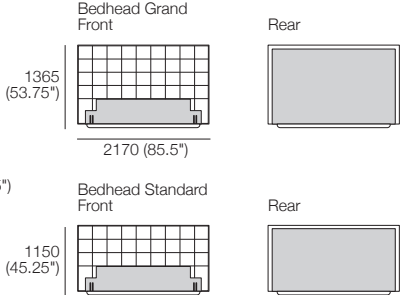
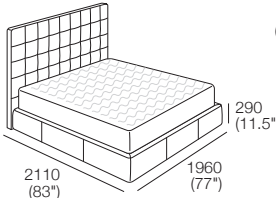
Bedbase: Fabric
Bedhead: Fabric



STD Upholstery with Tricot
*Deluxe Upholstery without Tricot

King-SG

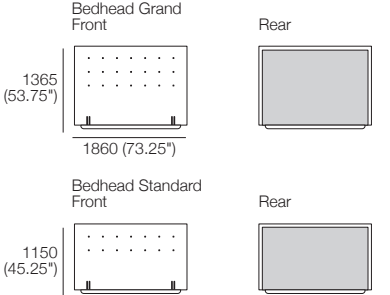
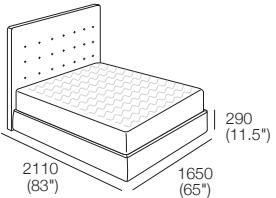
Bedbase: Leather
Bedhead: Leather



STD Upholstery with Tricot

Queen-SG

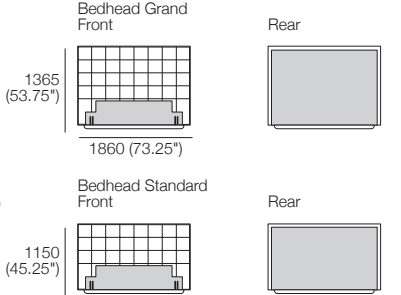
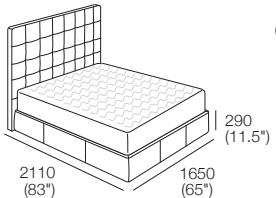
Bedbase: Fabric
Bedhead: Fabric



STD Upholstery with Tricot
*Deluxe Upholstery without Tricot

Queen-SG

Bedbase: Leather
Bedhead: Leather



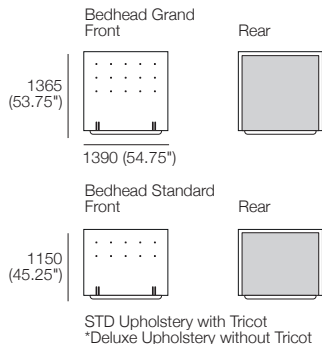
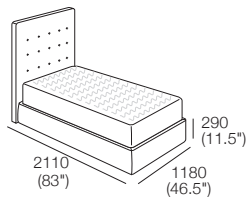
STD Upholstery with Tricot

Effective January 2022. Mattress sold separately. Bed and Mattress sizes compatible in country or region as indicated. Some upholstery includes tricot (indicated by grey on Bedheads). *Deluxe upholstery available in Fabric only. Leather detail indicated. As King Living has a policy of continuous improvement, changes to products and specifications may be made without prior notice. Images and drawings are representative of design only. Accessories not included.

Serenade Soft Storage Bed

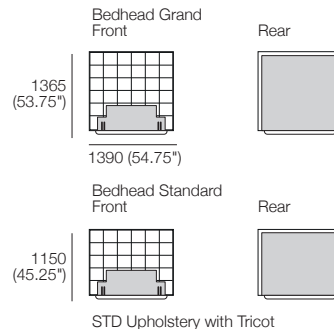
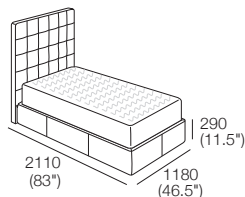
SuperSingle-SG

Bedbase: Fabric
Bedhead: Fabric




SuperSingle-SG

Bedbase: Leather
Bedhead: Leather

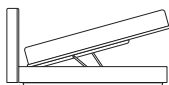


Accessing Storage | Bed-making



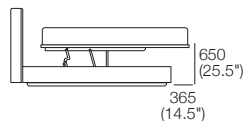
Storage

Bedbase encloses a generous storage compartment.



Storage Access

Engineered Steel Frame opens easily to access storage.



Bed-making

Engineered Steel Frame lifts further into the bed-making position and extends past the Bedbase.

Serenade Soft Storage Bed



Mattress Weight Limits:

If you're using an existing mattress (or a mattress from another manufacturer/supplier) with your King Living Storage Bed, please adhere to the following mattress weight capacities:

Mattress Recommended Gas Strut (N)		SleepPlus Mattress Recommended Gas Strut (N)							
Weight Range	Gas Strut (N)	SleepPlus Mattress Guide				SleepPlus Mattress Guide			
		3000	6000	8000	9008	3000	6000	8000	9008
90-99kg (197-218lb)	2000 N	Australia New Zealand North America				North America			
80-89kg (175-196lb)	1800 N	King-AU SuperKing-NZ				King-US			
70-79kg (153-174lb)	1600 N	King-NZ				Asia Singapore			
60-69kg (131-152lb)	1400 N	Queen-AU-NZ-NA				King-SG			
50-59kg (109-130lb)	1200 N	Double-AU-NZ-NA				Queen-SG			
40-49kg (86-108lb)	1000 N	KingSingle-AU-NZ-NA				SuperSingle-SG			
30-39kg (66-85lb)	800 N	Country or Region: Australia (AU) New Zealand (NZ) North America (NA) United States (US) Asia & Singapore (SG)							

Effective January 2022. Mattress sold separately. Bed and Mattress sizes compatible in country or region as indicated. Some upholstery includes tricot (indicated by grey on Bedheads). *Deluxe upholstery available in Fabric only. Leather detail indicated. As King Living has a policy of continuous improvement, changes to products and specifications may be made without prior notice. Images and drawings are representative of design only. Accessories not included.