

Delta III

Assembly Instructions

KING[®]
L I V I N G

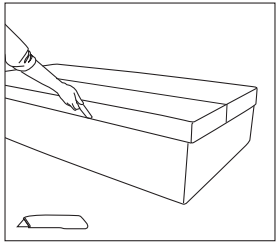
Two people are required for safe assembly.

Opening Box

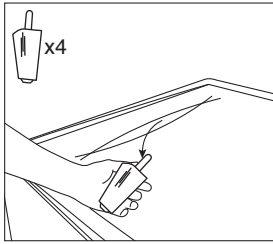
Ensure that you DO NOT push your knife too far into the box when cutting it open.

Lift the cardboard with one hand while cutting, thereby keeping the blade well away from your furniture.

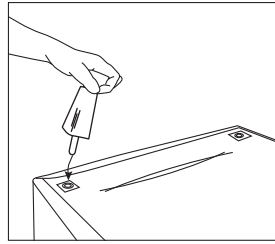
To assembly your furniture please follow steps...



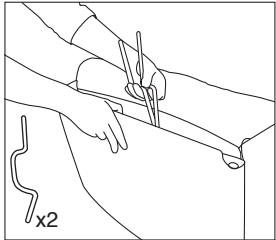
1



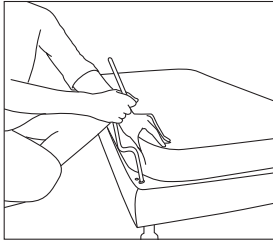
2



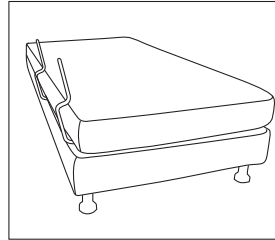
3



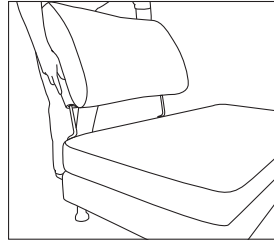
4



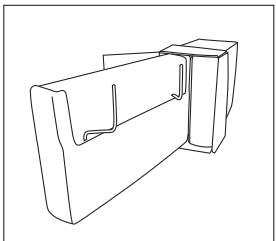
5



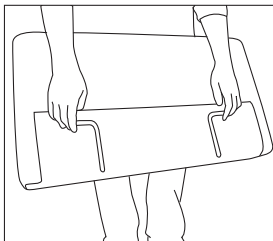
6



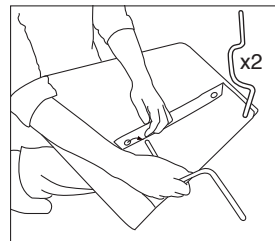
7



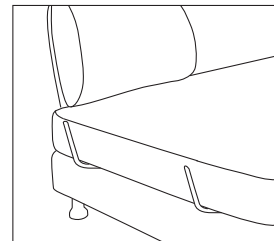
8



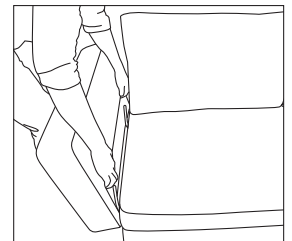
9



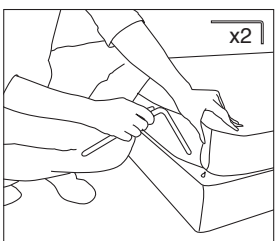
10



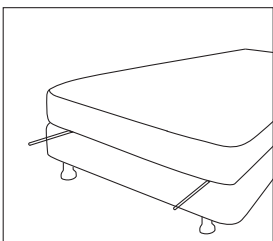
11



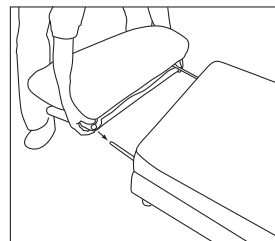
12



13



14



15

King-Care

Australia:

T 1300 546 422

E kingcare@kingliving.com.au

CUSTOMER SERVICE:

T 1300 135 464

E service@kingliving.com.au

W kingliving.com.au

New Zealand:

T 0800-546422 (0800-KINGCARE)

E kingcare@kingliving.co.nz

W kingliving.co.nz

Singapore:

T +65 6805 4198

E kingcare@kingliving.com.sg

W kingliving.com.sg